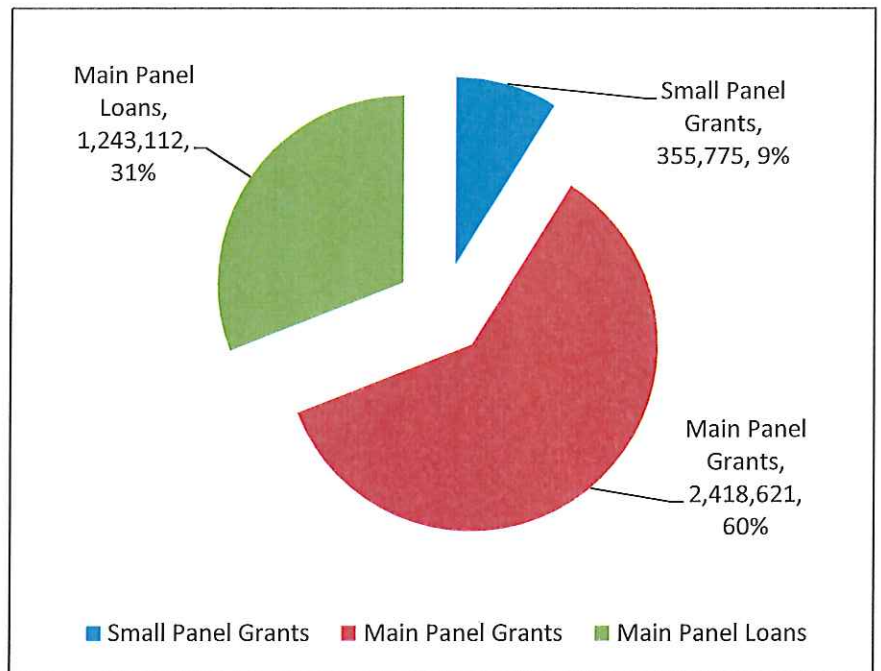


ESI 3 - RGF 4

Analysis of Approved Funds

	£	
Small Panel Grants	355,775	8.86%
Main Panel Grants	2,418,621	60.20%
Main Panel Loans	1,243,112	30.94%
	4,017,509	100.00%

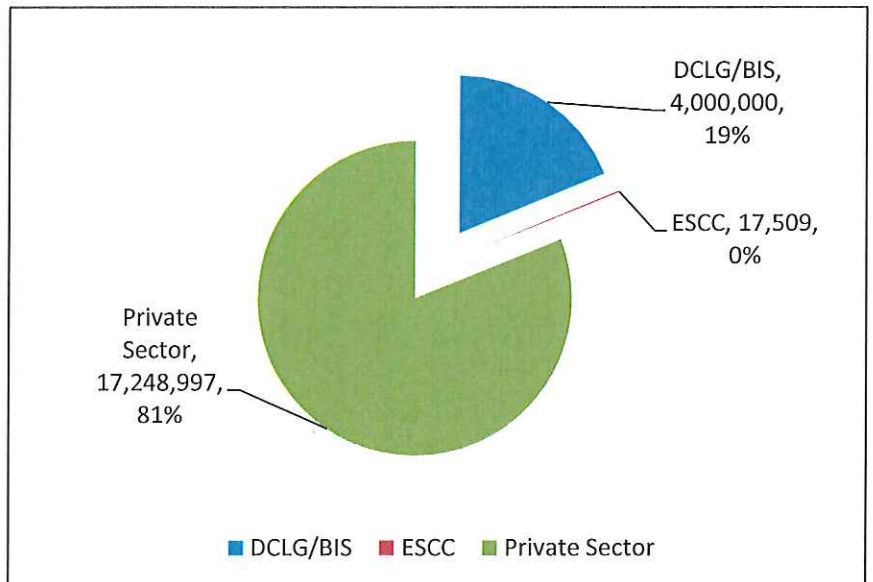
Funded by:	£
DCLG/BIS	4,000,000
ESCC	17,509
Other	0
	4,017,509



ESI 3 - RGF 4

Leverage

Funding	£	
DCLG/BIS	4,000,000	18.81%
ESCC	17,509	0.08%
Private Sector	17,248,997	81.11%
	21,266,506	100.00%

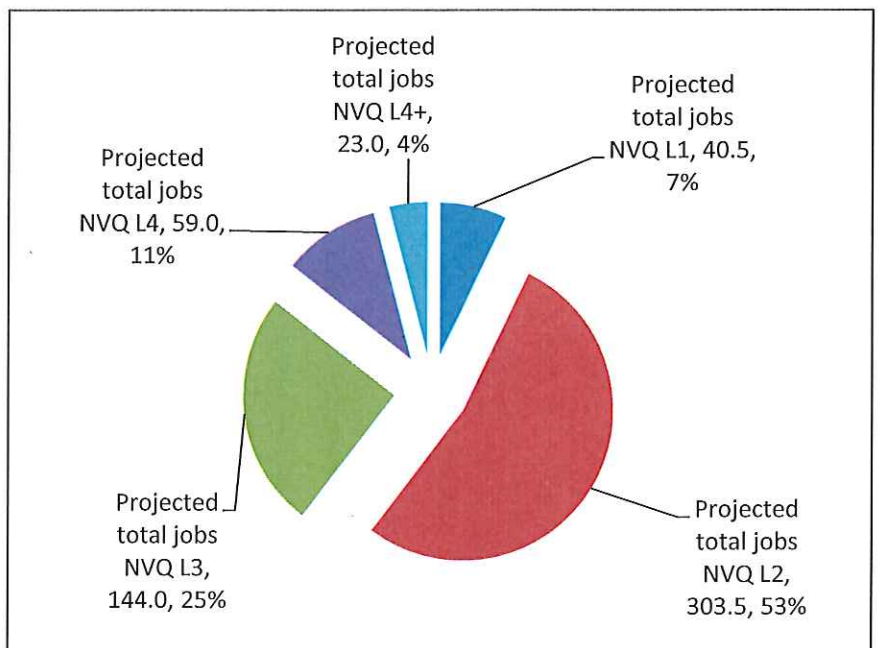


ESI 3 - RGF 4

Analysis of Jobs

	fte jobs	
new jobs created	176.5	30.96%
safeguarded jobs	59.0	10.35%
projected new jobs	334.5	58.68%
	570.0	100.00%

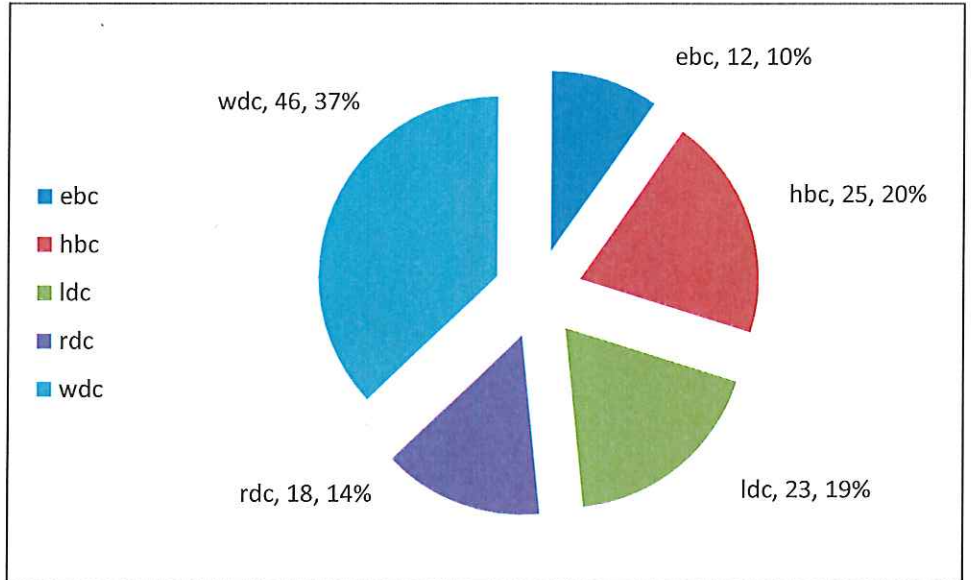
NVQ Level	fte jobs	
1	40.5	7.11%
2	303.5	53.25%
3	144.0	25.26%
4	59.0	10.35%
4+	23.0	4.04%
	570.0	100.00%



ESI 3 - RGF 4

**Businesses assisted by:
District & Borough Councils**

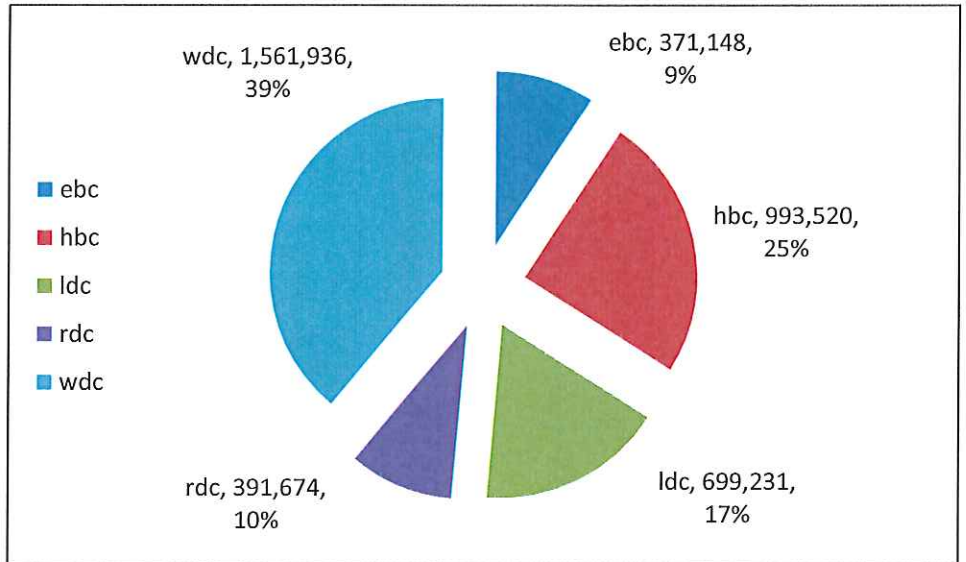
businesses		
ebc	12	9.68%
hbc	25	20.16%
ldc	23	18.55%
rdc	18	14.52%
wdc	46	37.10%
	124	100.00%



ESI 3 - RGF 4

**Analysis of Funds by:
District & Borough Councils**

funds £		
ebc	371,148	9.24%
hbc	993,520	24.73%
ldc	699,231	17.40%
rdc	391,674	9.75%
wdc	1,561,936	38.88%
	4,017,509	100.00%



ESI 3 - RGF 4

**Analysis of Jobs by:
District & Borough Councils**

fte jobs		
ebc	50.5	8.86%
hbc	132.0	23.16%
ldc	108.0	18.95%
rdc	51.5	9.04%
wdc	228.0	40.00%
	570.0	100.00%

